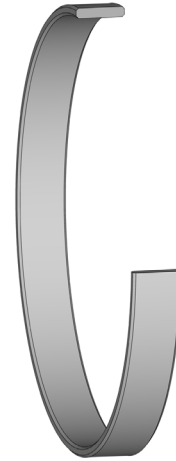


GUIDE ELEMENTS



Guide elements are used to guide pistons and piston rods. Their great advantage lies in their universal applicability.

Guide elements permit a simple groove configuration. They prevent metallic contact with the component, can absorb transverse forces and, depending on the model, have good damping characteristics.

APPLICATIONS

The guide elements GS01 and GS10 are especially suited to light and medium mobile hydraulics as well as stationary hydraulics. The guide strip GS05 and the guide rings FRK05 / FRS05 are mainly used in medium and heavy mobile hydraulics.

Application	GS 01 / GS 10 FRK 01 / FRS 01	GS 05 FRK 05 / FRS 05
Injection molding machines	•	
Machine tools	•	
Agricultural equipment	•	•
Standard cylinders	•	•
Material-handling vehicles	•	
Handling tools	•	
Construction machinery		•
Water hydraulics		•

CHARACTERISTICS

GS01 / GS10

- Friction and lubricating behavior very good for GS10, and outstanding for GS01 thanks to special surface structure
- No stick-slip effect, even at low speeds
- High thermal and chemical stability

- Avoidance of edge loading at the groove edges and ease of assembly thanks to chamfers starting at a groove width of 5.6 mm
- Good damping of mechanical oscillations
- Good wiping effect as well as good embedding of foreign particles

GS01

Non-standard solution that is available on request:

- For soft counter surfaces, slight rotational movements and water hydraulics, carbon-graphite-filled PTFE is the first choice
- Guide rings for the piston FRK01 or rod FRS01 are already guide strips tailored to the desired diameter

GS05 / FRK05 / FRS05

- Permit high surface pressures and high transverse forces
- Very good wear characteristics
- Improvement of the stick-slip effect and frictional and lubricating behavior thanks to PTFE inlay, which promotes lubrication
- Avoidance of edge loading at the groove edges thanks to chamfers on all sizes
- No appreciable water absorption, thus suited for oil-water fluids (water hydraulics)
- Guide rings for FRK 05 pistons and FRS05 rods are easier to install than the guide strip GS05, since they are already machined to the desired diameter
- GS05 guide strips are available as metered material and a good choice for larger diameters

DIMENSIONS

The currently available dimensions can be found on our online ordering platform **EASY** and in our webshop at www.dichtomatik.com.

INSTALLATION SPACE AND MOUNTING

Guide elements can be easily mounted in closed grooves in accordance with ISO 10766. Guide strips GS01, GS05 and GS10 must be cut to length so that clearance is available for the joint.

The following formulas are used to determine the stretched length L1:

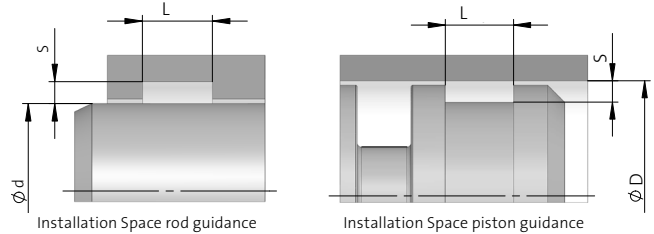
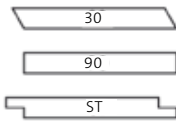
- Piston guide ring $L_1 = 3,11 \times (\varnothing D - S) - 1,0$
- Rod guide ring $L_1 = 3,11 \times (\varnothing d + S) - 1,0$

Possible cut forms:

30° = better pressing force distribution and ease of mounting

90° = simple cut

ST = rotation/oscillation



MEDIA RESISTANCE

- Hydraulic oils in accordance with DIN 51524 section 1-3
- Petroleum-oil based-lubricating oils, greases
- Flame retardant hydraulic fluids HFA, HFB, and HFC in accordance with VDMA 24317

Product information					Operating limits			
Profile	Design	Material	Surface	Delivered condition	Slide speed (m/s)	Contact pressure dyn. (N/mm ²)	Contact pressure stat. (N/mm ²)	Temperature °C
	GS01	PTFE, bronze-filled	structured	roll	≤ 15	≤ 15	≤ 25	-60 to +200
	GS10	PTFE, bronze-filled	smooth	roll	≤ 15	≤ 15	≤ 25	-60 to +200
	FRK01	PTFE, bronze-filled	structured	strip, 30° cut	≤ 15	≤ 15	≤ 25	-60 to +200
	FRS01	PTFE, bronze-filled	structured	strip, 30° cut	≤ 15	≤ 15	≤ 25	-60 to +200
	GS05	hard fabric with PTFE	smooth	roll	≤ 1	≤ 100	≤ 350	-50 to +120
	FRK05	hard fabric with PTFE	smooth	ring, 45° bevel cut	≤ 1	≤ 100	≤ 350	-50 to +120
	FRS05	hard fabric with PTFE	smooth	ring, 45° bevel cut	≤ 1	≤ 100	≤ 350	-50 to +120

The information contained herein is considered to be reliable, but no assurances, warrants or guarantees whatsoever, of any kind, are provided with regard to their correctness or suitability for any purpose. The information reproduced herein is based on the current state of the technology and is not necessarily indicative of the performance of the end product. Complete testing and the performance of the end product are the user's responsibility.

www.dichtomatik.com



DICHTOMATIK
Any seal. Any time.

a brand of
FREUDENBERG